

# HEAVY DUTY

## INFLATABLE HIGH CAPABILITY BOAT

### FC HULL SHAPE HEAVY LOADING

This is a unique range of larger inflatables boats that is designed primarily to carry heavy loads at planing speed due to its trimaran FC hull shape equipped with lateral stabilizers.

Heavy Duty range boats use heavy materials and are reinforced throughout making them suitable for extreme service. Even at sizes up to 7 m, they can still be rolled up into a bag and thrown into the back of a pickup truck or aircraft.

Zodiac Milpro™ is proposing the MK 4 HD - Mark™ 4 Heavy Duty with a reinforced fabric, intercom valve system, large flow self-bailers and a sturdy long-shaft transom.



- **FC HULL SHAPE**
- **HEAVY LOADING**
- **RESISTANT**
- **FOLDABLE**



**MK 4 HD**

**MK 5 HD**

**MK 6 HD**

	<b>MK 4 HD</b>		<b>MK 5 HD</b>		<b>MK 6 HD</b>	
max. number of person	12		15		20	
max. payload	1720 kg	3792 lb	2520 kg	5556 lb	4100 kg	9040 lb
overall length	5,30 m	17' 5"	5,85 m	19' 2"	7,00 m	23'
overall width	2,14 m	7'	2,48 m	8' 2"	2,88 m	9' 5"
weight empty	150 kg	331 lb	250 kg	551 lb	320 kg	705 lb
shaft length	long – 20"		long – 20"		long – 20"	
max. power	80 hp 2 x 40 hp	60 kW 2 x 30 kW	115 hp 2 x 50 hp	86 kW 2 x 38 kW	175 hp 2 x 70 hp	131 kW 2 x 52 kW
max. engine weight	140 kg 2 x 95 kg	308 lb 2 x 209 lb	165 kg 2 x 98 kg	363 lb 2 x 216 lb	240 kg 2 x 125 kg	529 lb 2 x 275 lb
fabric	1670 dtx, polyester, CSM / neoprene					
folded dimensions	bag 1 1,55 x 0,75 x 0,42 m <sup>3</sup> 5' 1" x 2' 6" x 1' 5"	bag 1 2,10 x 0,87 x 0,40 m <sup>3</sup> 6' 11" x 2' 10" x 1' 4"	bag 1 2,50 x 1,00 x 0,50 m <sup>3</sup> 8' 2" x 3' 3" x 1' 8"	bag 2 1,35 x 0,67 x 0,25 m <sup>3</sup> 4' 5" x 2' 2" x 0' 10"	bag 2 1,50 x 0,84 x 0,29 m <sup>3</sup> 4' 11" x 2' 9" x 0' 11"	bag 2 1,70 x 0,90 x 0,30 m <sup>3</sup> 5' 7" x 2' 11" x 1'
Floorboard	- rigid		- rigid		- rigid	



**rigid floorboard**



**Single / Twin Engine Transom**

*Flexibility*



**Exterior Lifeline**

*Safety*



**Removable Rigid Floor**

*Strength / Stowage / Maintenance*


**Intercommunication / Inflation Valves**

*Safety / Inflation*



**Lateral Stabilizers**

*Maneuverability / Loading*



**Zodiac Milpro™ CSM / Neoprene Fabric**


*Resistance*



**Lifting and Towing Points**


*Maneuver*

**FC Hull Shape**




Maneuverability and speed under heavy load.

**Zodiac Milpro™ fabric**



CSM  
fabric  
neoprene

**competitor's fabric**



CSM  
neoprene  
fabric  
neoprene